

# Cub Scout Personal Challenge Booklet



This booklet belongs to:

**cubs**

.....

**Scouts** 

## What is the Personal Challenge?

The Personal Challenge is one of 7 Challenge Badges you can achieve as a Cub Scout. It is a vital badge to achieve in order to earn your Chief Scout Silver Award (the highest award a Cub Scout can gain).

Whilst many of the other badges can be achieved during weekly Pack meetings, part of the Personal Challenge is designed to be completed at home. This booklet explains the requirements for the badge and will help you record your progress.

## What do I need to do?

To complete the Personal Challenge you need to set yourself a goal and work towards it over a period of 8 weeks. During this time you should show commitment to the challenge and develop your skills.

The goal should be something you can work towards over an amount of time. Try not to make it too easy, but at the same time, not too hard. If you achieve your goal in under 6 weeks, set a new target and improve your skills further.

If you get to the end of the challenge and have not been able to achieve your goal, that's ok. Simply try your best and see what you can do.

At the end of the challenge explain how you have improved and what you have gained from attempting it. Ask an adult to also write their comments on the progress you have made. This could be your coach, teacher or parent.

## What happens next?

Once you have decided on which activity you would like to do and the goal you want to try, fill in the 'My Challenge' section. Then bring the booklet to Cubs and discuss it with your Leader. You can then start to work towards your target.

Continue to fill in the booklet throughout your challenge (you can ask an adult to help). When the 8 weeks have finished, return the booklet to Cubs along with any photos, certificates, trophies that you would like to show.

## Example activities and goals

Below are a selection of sample activities and goals. You can choose one of these or select one of your own:

<b>Musical instrument:</b>	Play a new piece of music
<b>Improve reading:</b>	Be able to read a given book
<b>Sport:</b>	Learn a technique or reach an award level

**Note:** This could be achieved alongside other activity badges. If you have already achieved one of these badges for your chosen activity, you should display further progress.

## My Challenge

**What is your chosen activity?** .....

.....

**By the end of the challenge, what would you like to achieve?**

.....

.....

.....

**Why have you chosen this goal?** .....

.....

.....


**At the start of the challenge, what can you already do?**

.....

.....


## Weeks 1 & 2

Use the box below to note down the progress you made in **weeks 1 & 2** of your challenge. You can ask an adult to help write things down.




## Weeks 3 & 4

Use the box below to note down the progress you made in **weeks 3 & 4** of your challenge. You can ask an adult to help write things down.




## Weeks 5 & 6

Use the box below to note down the progress you made in **weeks 5 & 6** of your challenge. You can ask an adult to help write things down.



## Weeks 7 & 8

Use the box below to note down the progress you made in **weeks 7 & 8** of your challenge. You can ask an adult to help write things down.



## Challenge Review

Complete the following questions when you have finished your personal challenge.

**Did you manage to achieve your goal?** .....

.....

**How have you improved?** .....

.....

**What have you learned?** .....

.....

.....

**What was your favourite thing about the challenge?**

.....

.....

.....

.....

**Have you set yourself a new goal? If so, what is it?**

.....

.....

.....

.....

## Adult's Comments

Ask an adult to write about the progress you have made during your challenge. This could be your coach, teacher or parent. If necessary, attach a separate letter/page.

Name: .....

Role: .....